



CHERY

THE ALL NEW TIGGO 8 PRO



Elegance redefined

First class cabin

Intelligence illuminated



ENJOY YOUR **FIRST CLASS**

10
YEAR 1 MILLION KM
ENGINE WARRANTY

| MODEL | PRO 1.6T EXECUTIVE MY23 | PRO MAX 2.0T EXECUTIVE MY23 | PRO MAX 2.0T EXECUTIVE AWD MY23 |
|---|----------------------------|-----------------------------|----------------------------------|
| DIMENSION & WEIGHTS | | | |
| Number of Seats | 7 | 7 | 7 |
| L (mm) | 4720 | 4720 | 4720 |
| W (mm) | 2080 | 2080 | 2080 (1860 without mirrors open) |
| H (mm) | 1705 | 1705 | 1705 |
| Wheelbase (mm) | 2710 | 2710 | 2710 |
| Kerb Weight (kg) | 1590 | 1658 | 1761 |
| Gross Vehicle Mass (GVW) (kg) | 2142 | 2211 | 2302 |
| Gross Vehicle Mass (GCM) (kg) | 2142 | 2211 | 3750 |
| Roof Rack Load (kg) | 50 | 50 | 50 |
| Maximum Power (kW/rpm) | 145/5500 | 187/5500 | 187/5500 |
| Maximum Torque (Nm/rpm) | 290/1750x4000 | 390/1750x4000 | 390/1750x4000 |
| Minimum Ground Clearance (mm) | 207(mm) | 203(mm) | 203(mm) |
| Front Track (mm) | 1582 | 1582 | 1582 |
| Rear Track (mm) | 1604 | 1604 | 1604 |
| Drag Coefficient (CD) | - | - | - |
| Emission | Euro VIb | Euro VIb | Euro VIb |
| Co ₂ (g/km) | 172 | 180 | 200 |
| Fuel Tank Capacity (L) | 51 | 51 | 57 |
| Water Tank Volume (L) | 4.5 | 4.5 | 4.5 |
| Consumption L/100km (WLTP Cycle) | 7.2 | 7.6 | 8.7 |
| Luggage Capacity (L) (All seats up) | 117 | 117 | 117 |
| Luggage Capacity (L) (3rd row down) | 739 | 739 | 739 |
| WHEEL, BRAKES & SUSPENSION | | | |
| | 1.6T Executive MY23 | 2.0T Executive MY23 | 2.0T Executive MY23 AWD |
| Wheel Size (Front & Rear) | 235 55 R18 | 235 50 R19 | 235 50 R19 |
| Spare Tyre (Space Saver) | • | • | • |
| Braking Type Front | Ventilated Disk | Ventilated Disk | Ventilated Disk |
| Braking Type Rear | Disk | Disk | Disk |
| Suspension Type Front | MacPherson Strut | MacPherson Strut | MacPherson Strut |
| Suspension Type Rear | Multi-link | Multi-link | Multi-link |
| POWER & DRIVETRAIN | | | |
| | 1.6T Executive MY23 | 2.0T Executive MY23 | 2.0T Executive MY23 AWD |
| Engine 1.6T | • | X | X |
| Engine 2.0T | X | • | • |
| Transmission 7DCT | • | • | • |
| Electric Gear Shift | • | • | • |
| Drive Unit - 2WD | • | • | X |
| Drive Unit - AWD | X | X | • |
| SAFETY & SECURITY FEATURES | | | |
| | 1.6T Executive MY23 | 2.0T Executive MY23 | 2.0T Executive MY23 AWD |
| Anti-lock Braking System (ABS) | • | • | • |
| Electronic Power Steering (EPS) | • | • | • |
| Electronic Parking Brake (EPB with auto hold) | • | • | • |
| Electronic Brake-force Distribution (EBD) | • | • | • |
| Electronic Stability Program (ESP) | • | • | • |
| Tyre Pressure Monitoring System (TPMS) | • | • | • |
| Dual Front Airbags | • | • | • |
| Front Side Airbags | • | • | • |
| Side Curtain Airbags | • | • | • |
| Second Row Bolster Seat Airbag | • | • | • |


| | | | |
|---|----------------------------|----------------------------|--------------------------------|
| Driver Knee Airbag | • | • | • |
| Far-Side Airbag | X | X | • |
| Speed Limit Reminder | • | • | • |
| Driver Seatbelt Reminder | • | • | • |
| Front Passenger Seatbelt Reminder | • | • | • |
| Second Row Seatbelts Reminder | X | X | • |
| Auto Speed Locking | • | • | • |
| Anti-theft Alarm | • | • | • |
| Mechanical Child Safety Lock | • | • | • |
| ISOFIX | • | • | • |
| Front Recovery Tow Hook | • | • | • |
| Front Park Distance Control (PDC) | • | • | • |
| INTERIOR FEATURES | 1.6T Executive MY23 | 2.0T Executive MY23 | 2.0T Executive MY23 AWD |
| Interior Colour | Black | Brown | Brown |
| Leather Seats | • | • | • |
| Driver Seat 6-Way Electric Control | • | • | • |
| Driver Memory Seat | • | • | • |
| Heated Driver Seat | • | • | • |
| Ventilated Driver Seat | • | • | • |
| Passenger Seat 4-way Power Adjustment | • | • | • |
| Heated & Ventilated Passenger Seat | • | • | • |
| Split-folding Second Row Seats Back | • | • | • |
| Leather Steering Wheel | • | • | • |
| Multifunction Steering Wheel | • | • | • |
| 4-way Manual Steering Wheel Adjustment | • | • | • |
| Auto Anti-Dazzling Rear-view Mirror | • | • | • |
| PM2.5 Cabin Air Filter | • | • | • |
| Dual-zone Climate Control | • | • | • |
| Air Conditioning Quality Automatic Control System (AQS) | • | • | • |
| Negative Ion Air Purification | • | • | • |
| Third Row of Independent Air Conditioners | • | • | • |
| Touch Air Conditioning Control Panel | • | • | • |
| Fragrance System (3 type of Scents) | X | X | • |
| Second Row AC Outlet | • | • | • |
| Third Row AC Outlet | • | • | • |
| Driver Sun Visor with Illumination | • | • | • |
| Passenger Sun Visor with Illumination | • | • | • |
| EXTERIOR FEATURES | 1.6T Executive MY23 | 2.0T Executive MY23 | 2.0T Executive MY23 AWD |
| Aluminium Alloy Rims | • | X | X |
| Aluminium Alloy 19 inch Rims | X | • | • |
| Power Adjustable Door Mirror | • | • | • |
| Auto Folding Door Mirror | • | • | • |
| Door Mirror Heating | • | • | • |
| Rear Windshield Heating | • | • | • |
| Mute Glass - Front Row Driver and Passenger Window and Front Windshield | • | • | • |
| Panoramic Power Sunroof | • | • | • |
| Auto Speed Adjust Front Wiper | • | • | • |
| Power Tailgate (Smart Key) | • | • | • |
| Illuminating Chery Logo | • | • | • |


| INFOTAINMENT SYSTEM & TECHNOLOGY | 1.6T Executive MY23 | 2.0T Executive MY23 | 2.0T Executive MY23 AWD |
|---|----------------------------|----------------------------|--------------------------------|
| Dual Curve Screen (12.3 In LCD Driver Cluster +12.3 In Center Control LCD Screen) | • | • | • |
| Bluetooth | • | • | • |
| Wireless Apple CarPlay & Android Auto | • | • | • |
| Front Row 1 USB And Second Row 1 USB | • | • | • |
| Front 1 Type-C USB | • | • | • |
| Intelligent Voice Command (Hello Chery) | • | • | • |
| Offline Navigation | • | • | • |
| 8 Speaker Sony Sound System | • | • | X |
| 10 Speakers (Power Amplifier) | X | X | • |
| Wireless Charging (50kW) | • | • | • |
| Keyless Start | • | • | • |
| Passive-Entry-Passive-Start (PEPS) | • | • | • |
| Front & Trunk 12v Power | • | • | • |
| Multi-color Ambient Lighting System with Dance Function | • | • | • |
| DRIVING ASSISTANT | 1.6T Executive MY23 | 2.0T Executive MY23 | 2.0T Executive MY23 AWD |
| Drive Model (ECO, NORMAL, SPORT) | • | • | X |
| Drive Model (ECO, NORMAL, SPORT, SNOW, MUDFLAT, OFF-ROAD) | X | X | • |
| Front Parking Sensors | • | • | • |
| Rear Parking Sensors | • | • | • |
| Around View Monitoring HD Camera (AVM) | • | • | • |
| Cruise Control | • | X | X |
| Adaptive Cruise Control (ACC) | X | • | • |
| Forward Collision Warning (FCW) | X | • | • |
| Automatic Emergency Braking (AEB) | X | • | • |
| Blind Spot Detection (BSD) | • | • | • |
| Rear Cross Traffic Alert (RCTA) | • | • | • |
| Door Open Warning (DOW) | • | • | • |
| Lane Departure Warning (LDW) | X | • | • |
| Intelligent Evasion System | X | X | • |
| Lane Departure Prevention | X | X | • |
| Emergency Lane Keeping | X | X | • |
| Lane Keeping Assist (LKA) | X | • | • |
| Intelligent High Beam Control (IHC) | X | • | • |
| Traffic Congestion Assist (TJA) | X | • | • |
| DMS(Driver Mointoring System) | X | X | • |
| Driving View Recorder (DVR) | X | • | • |
| LAMPS | 1.6T Executive MY23 | 2.0T Executive MY23 | 2.0T Executive MY23 AWD |
| Follow Me Home Lamps | • | • | • |
| LED Headlights | • | • | • |
| LED Daytime Running Lamps (DRL) | • | • | • |
| LED Center High Mounted Stop Light | • | • | • |
| Automatic Lamp Control | • | • | • |
| Rear Fog Lamps | • | • | • |
| Front Fog Lamps | • | • | X |
| LED Tail Lamps | • | • | • |
| LED Rear Light Bar | • | • | • |
| Automatic Headlight | • | • | • |
| Multi-colour Ambient Lighting System with Dance Function | • | • | • |


Open Door Light
 First Row Ambient Lighting
 Second Row Ambient Lighting
 Trunk Light



EXTERIOR PAINT



 New Khaki White


 New Carbon Crystal Black


 Phantom Grey


 Tech Grey


 Roland Purple


 Nasdaq Silver


 Aurora Green


 Rhine Blue

Visit www.chery.co.za or any of our dealerships for more details.

No responsibility is accepted for any errors or omissions. This content is not binding and Chery South Africa reserves the right to make modifications without prior notice. All specifications subject to change without prior notice. Terms and conditions apply.

*Fuel consumption calculations according to Government ECE R101 or SANS 20101 standards. Specifications correct as at time of printing and may subsequently change. Please contact your nearest dealer to confirm any specification changes.

PRO 1.6T EXECUTIVE MY23

Service Plan: **5 Year / 60 000km**
 Roadside Assistance: **5 Years Unlimited**
 Warranty: **5 Year / 150 000km**
Engine Warranty: 1 Million km / 10 Years

PRO MAX 2.0T EXECUTIVE MY23

Service Plan: **7 Year / 90 000km**
 Roadside Assistance: **5 Years Unlimited**
 Warranty: **7 Year / 200 000km**
Engine Warranty: 1 Million km / 10 Years

PRO MAX 2.0T EXECUTIVE MY23 AWD

Service Plan: **7 Year / 90 000km**
 Roadside Assistance: **5 Years Unlimited**
 Warranty: **7 Year / 200 000km**
Engine Warranty: 1 Million km / 10 Years